

# GOODYEAR

## Collector Series

### CLASSIC RADIALS 75 SERIES

				Rim Range	Section Width	Section Width	O.D.	O.D.	Tread Width	Tread Width
					inches	mm	inches	mm	inches	mm
P205/75-R14	Radial	2 3/4" W/W	2 polyester & 2 steel	TUBE 5.5 - 6.5"	8.20	208.28	26.15	664.21	5.73	145.54
P205/75-R15	Radial	2 3/4" W/W	2 polyester & 2 steel	TUBE 5.5 - 7.0"	8.20	208.28	27.15	689.61	5.73	145.54
P215/75-R15	Radial	2 3/4" W/W	2 polyester & 2 steel	TUBE 5.5 - 7.0"	8.74	222.00	27.7	703.58	6.15	156.21
P225/75-R15	Radial	3" W/W	2 polyester & 2 steel	TUBE 6.0 - 7.5"	9.01	228.85	28.35	720.09	6.31	160.27
P235/75-R15	Radial	3 1/4" W/W	2 polyester & 2 steel	TUBE 6.0 - 8.0"	9.56	242.82	28.95	735.33	6.65	168.91

Two bead-to-bead plies of smooth riding polyester under the tread with two circumferential belts of steel. Reducing rolling resistance, road wander and enhanced road hazard protection.

The Goodyear Custom Super Cushion Classic Radial presents the maximum in retro whitewall design. The beautifully embossed Goodyear signature combined with a circumferential bracelet of Goodyear diamonds will enhance all applications.



### CLASSIC RADIALS 70 SERIES

				Rim Range	Section Width	Section Width	O.D.	O.D.	Tread Width	Tread Width
					inches	mm	inches	mm	inches	mm
P215/70-R14	Radial	2.75 W/W	2 polyester & 2 steel	TUBE 5.5 - 7.0"	8.80	223.52	25.9	657.86	6.40	162.56
P215/70-R15	Radial	2.75 W/W	2 polyester & 2 steel	TUBE 5.5 - 7.5"	8.70	220.98	26.9	683.26	6.40	162.56

Two bead-to-bead plies of smooth riding polyester under the tread with two circumferential belts of steel. Reducing rolling resistance, road wander and enhanced road hazard protection.

The Goodyear Custom Super Cushion Classic Radial presents the maximum in retro whitewall design. The beautifully embossed Goodyear signature combined with a circumferential bracelet of Goodyear diamonds will enhance all applications.



## CUSTOM SUPER CUSHION

					Rim Range	Section Width	Section Width	O.D.	O.D.	Tread Width	Tread Width
						inches	mm	inches	mm	inches	mm
750/14	Bias	1" W/W	4 Ply Polyester	T/LESS	5.5 - 6.5"	7.78	197.61	27.68	703.07	4.68	118.75
750/14	Bias	2-1/4" W/W	4 Ply Polyester	T/LESS	5.5 - 6.5"	7.78	197.61	27.68	703.07	4.68	118.75
800/14	Bias	1" W/W	4 Ply Polyester	T/LESS	6.0"	8.29	210.57	28.67	728.22	4.95	125.73
800/14	Bias	2-1/4" W/W	4 Ply Polyester	T/LESS	6.0"	8.29	210.57	28.67	728.22	4.95	125.73
670/15	Bias	2-1/4" W/W	4 Ply Polyester	T/LESS	4.5 - 6.0"	7.25	184.15	28.32	719.33	4.25	107.95
670/15	Bias	BLACK	4 Ply Polyester	T/LESS	4.5 - 6.0"	7.25	184.15	28.32	719.33	4.25	107.95
670/15	Bias	1" W/W	4 Ply Polyester	T/LESS	5.0 - 6.0"	7.45	189.23	28.30	718.82	4.25	107.95

Chrysler 300 • '57 Chevy • Buick Roadmaster • Ford Thunderbird • '61-'64 Corvette.

Power was at a premium in this era the Custom Super Cushion was up to the task.

In fact, it reigned supreme as the industry's preferred original equipment tyre throughout its illustrious product lifetime 1957 to 1964.



## SUPER CUSHION DELUXE

					Rim Range	Section Width	Section Width	O.D.	O.D.	Tread Width	Tread Width
						inches	mm	inches	mm	inches	mm
670/15	Bias	2-11/16" W/W	4 Ply Polyester	T/LESS	4.5 - 6.0"	7.23	183.64	28.48	723.39	4.50	114.30
710/15	Bias	2-3/4" W/W	4 Ply Polyester	T/LESS	5.0 - 6.0"	7.74	196.60	29.09	738.89	4.75	120.65
760/15	Bias	2-3/4" W/W	4 Ply Polyester	T/LESS	5.0 - 6.0"	8.01	203.45	29.25	742.95	5.00	127.00

The Super Cushion Deluxe continued the forward thinking of Goodyear engineering.

From 1953 to 1957 this Goodyear tire was the "Leader of the Pack". The beautifully embossed Goodyear whitewall signature completed the new design package, winning the laurels of Detroit and the consumer alike.



## SUPER CUSHION

					Rim Range	Section Width	Section Width	O.D.	O.D.	Tread Width	Tread Width
						inches	mm	inches	mm	inches	mm
670/15	Bias	4-1/4" W/W	4 Ply Polyester	T/LESS	4.5 - 6.0"	7.27	184.66	28.40	721.36	4.50	114.30
710/15	Bias	4-1/4" W/W	4 Ply Polyester	T/LESS	5.0 - 6.0"	7.74	196.60	28.50	723.90	4.60	116.84

If you remember the Packard Mayfair, the Hudson Super Jet, Studebaker President, 50 Mercury, or the Pontiac Chiefton, well then you should be able to remember but a few of the original original equipment applications of this beautiful Goodyear tyre.

After World War II, this was the tyre that carried the automotive industry quickly into the future 1945 to 1952.



## DELUXE ALL WEATHER

				Rim Range	Section Width		O.D.		Tread Width		Tread Width
					inches	mm	inches	mm	inches	mm	
600/16	Bias	3-1/2" W/W	4 Ply Polyester	TUBE 4.0 - 5.0"	6.58	167.13	28.53	724.66	4.50	114.30	
600/16	Bias	BLACK	4 Ply Polyester	TUBE 4.0 - 5.0"	6.58	167.13	28.53	724.66	4.50	114.30	
650/16	Bias	4" W/W	4 Ply Polyester	TUBE 4.0 - 5.0"	7.60	193.04	29.41	747.01	5.00	127.00	
650/16	Bias	BLACK	4 Ply Polyester	TUBE 3.0 - 4.0"	7.60	193.04	29.41	747.01	5.00	127.00	

A pre World War II restoration just isn't complete without these Goodyear tyres.

As much an industry standard of quality then as they are today. This unique Goodyear diamond tread pattern continues to represent the discerning collectors tire of choice for total authenticity.



## ALL WEATHER

				Rim Range	Section Width		O.D.		Tread Width		Tread Width
					inches	mm	inches	mm	inches	mm	
475/19	Bias	2-7/8" W/W	4 Ply Polyester	TUBE 3.0 - 4.0"	5.19	131.83	29.60	751.84	4.00	101.60	
475/19	Bias	BLACK	4 Ply Polyester	TUBE 5.0 - 6.0"	5.19	131.83	29.60	751.84	4.00	101.60	

Absolutely America's most popular tire of the early thirties. Ford Model "A", Chevy, Plymouth etc.



NOTE: ALL ACTUAL MOUNTED DIMENSIONS MAY VARY WITH RIM SECTION

# GOODYEAR Collector Series

## POLYGLAS GT

						Rim Range	Section Width	Section Width	O.D.	O.D.	Tread Width	Tread Width
							inches	mm	inches	mm	inches	mm
E60/15	P-GT	RWL	Raised White Letters	2 polyester & 2 Polyglas Belts	T/LESS	6.0 - 7.0"	8.88	225.55	26.10	662.94	7.50	190.50
F60/15	P-GT	RWL	Raised White Letters	2 polyester & 2 Polyglas Belts	T/LESS	7.0 - 8.0"	9.23	234.44	26.27	667.26	8.25	209.55
F60/15	P-GT	ES	RWL - includes size	2 polyester & 2 Polyglas Belts	T/LESS	7.0 - 8.0"	9.23	234.44	26.27	667.26	8.25	209.55
F60/15	P-GT	NS	RWL - no size	2 polyester & 2 Polyglas Belts	T/LESS	7.0 - 8.0"	9.23	234.44	26.27	667.26	8.25	209.55
G60/15	P-GT	RWL	Raised White Letters	2 polyester & 2 Polyglas Belts	T/LESS	7.0 - 9.0"	9.76	247.90	26.80	680.72	8.40	213.36

Goodyear Polyglas, simply "the muscle car rubber for the road".

Detroit wrapped its arms around this tyre, and with good reason. The polyester body plies wrapped with two circumferential belts of fiberglass controlled all the vigor you right foot and nerves could stand.

As was often said, "Smoke 'em if ya got 'em".

The vaunted Goodyear Polyglas stood the test, and still does!



## CUSTOM WIDE TREAD POLYGLAS

						Rim Range	Section Width	Section Width	O.D.	O.D.	Tread Width	Tread Width
							inches	mm	inches	mm	inches	mm
E70/14	CWT	RWL	Raised White Letters	2 polyester & 2 Polyglas Belts	T/LESS	5.5 - 7.0"	8.15	207.01	25.92	658.37	6.25	158.75
E70/14	CWT	NS	RWL - no size	2 polyester & 2 Polyglas Belts	T/LESS	5.5 - 7.0"	8.15	207.01	25.92	658.37	6.25	158.75
E70/14	CWT	RS	.350" Red Stripe	2 polyester & 2 Polyglas Belts	T/LESS	5.5 - 7.0"	8.15	207.01	25.92	658.37	6.25	158.75
F70/14	CWT	RWL	Raised White Letters	2 polyester & 2 Polyglas Belts	T/LESS	6.0 - 8.0"	8.75	222.25	26.45	671.83	6.55	166.37
F70/14	CWT	NS	RWL - no size	2 polyester & 2 Polyglas Belts	T/LESS	6.0 - 8.0"	8.75	222.25	26.45	671.83	6.55	166.37
F70/14	CWT	RS	.350" Red Stripe	2 polyester & 2 Polyglas Belts	T/LESS	6.0 - 8.0"	8.75	222.25	26.45	671.83	6.55	166.37
G70/14	CWT	RWL	Raised White Letters	2 polyester & 2 Polyglas Belts	T/LESS	6.0 - 8.0"	8.90	226.06	26.81	680.97	6.90	175.26
G70/14	CWT	RS	.350" Red Stripe	2 polyester & 2 Polyglas Belts	T/LESS	6.0 - 8.0"	8.90	226.06	26.81	680.97	6.90	175.26
G70/14	CWT	WS	.350" White Stripe	2 polyester & 2 Polyglas Belts	T/LESS	6.0 - 8.0"	8.90	226.06	26.81	680.97	6.90	175.26
F70/15	CWT	RWL	Raised White Letters	2 polyester & 2 Polyglas Belts	T/LESS	7.0 - 8.0"	8.40	213.36	29.07	738.38	6.34	161.04
F70/15	CWT	WS	.350" White Stripe	2 polyester & 2 Polyglas Belts	T/LESS	7.0 - 8.0"	8.40	213.36	27.09	688.09	6.34	161.04
F70/15	CWT	RS	.350" Red Stripe	2 polyester & 2 Polyglas Belts	T/LESS	7.0 - 8.0"	8.40	213.36	27.09	688.09	6.34	161.04


Available in red stripe, white stripe, white raised letters with and without the size, the tyre that created a culture.



## SPEEDWAY WIDE TREAD

					Rim Range	Section Width	Section Width	O.D.	O.D.	Tread Width	Tread Width	
						inches	mm	inches	mm	inches	mm	
F70/14	SWT	RWL	Raised White Letters	4 Ply Polyester	T/LESS	6.0 - 8.0"	8.75	222.25	26.20	665.48	6.13	155.70
F70/14	SWT	RS	.350" Red Stripe	4 Ply Polyester	T/LESS	6.0 - 8.0"	8.75	222.25	26.20	665.48	6.13	155.70
F70/14	SWT	WS	.350" White Stripe	4 Ply Polyester	T/LESS	6.0 - 8.0"	8.75	222.25	26.20	665.48	6.13	155.70
F70/15	SWT	RWL	Raised White Letters	2 Ply Nylon	T/LESS	7.0 - 8.0"	8.95	227.33	26.97	685.04	6.50	165.10
F70/15	SWT	RS	.350" Red Stripe	2 Ply Nylon	T/LESS	7.0 - 8.0"	8.95	227.33	26.97	685.04	6.50	165.10
F70/15	SWT	WS	.350" White Stripe	2 Ply Nylon	T/LESS	7.0 - 8.0"	8.95	227.33	26.97	685.04	6.50	165.10
F70/15	SWT	WS-NF	.350" White Stripe - NF	2 Ply Nylon	T/LESS	7.0 - 8.0"	8.95	227.33	26.97	685.04	6.50	165.10
F70/15	SWT	BLACK	BLACK	2 Ply Nylon	T/LESS	7.0 - 8.0"	8.95	227.33	26.97	685.04	6.50	165.10
F70/15	SWT	BLACK-NF	BLACK - NF	2 Ply Nylon	T/LESS	7.0 - 8.0"	8.95	227.33	26.97	685.04	6.50	165.10
E70/15	Speedway 350	RWL	Raised White Letters	4 Ply Polyester	T/LESS	6.0 - 7.0"	8.40	213.36	26.73	678.94	6.63	168.40
E70/15	Speedway GT	RWL	Raised White Letters	4 Ply Polyester	T/LESS	6.0 - 7.0"	8.40	213.36	26.73	678.94	6.63	168.40

Nylon body ply tires were exclusively used on this high performance platform to further enhance impact resistance and heat dissipation. Lessons learned from NASCAR, F-1, Indy car and drag racing gave the Speedway Wide Treads maximum performance for the street when it was needed.




## POWER CUSHION

					Rim Range	Section Width	Section Width	O.D.	O.D.	Tread Width	Tread Width	
						inches	mm	inches	mm	inches	mm	
775/15	PC	WW	31/32" W/W	2 Ply Nylon	T/LESS	5.5 - 7.0"	7.70	195.58	27.61	701.29	5.27	133.86
775/15	PC	WW	5/8" W/W	2 Ply Nylon	T/LESS	5.5 - 7.0"	7.70	195.58	27.61	701.29	5.27	133.86
775/15	PC	GS	.350" Gold Stripe	2 Ply Nylon	T/LESS	5.5 - 7.0"	7.70	195.58	27.61	701.29	5.27	133.86
775/15	PC	RS	.350" Red Stripe	2 Ply Nylon	T/LESS	5.5 - 7.0"	7.70	195.58	27.61	701.29	5.27	133.86
775/15	PC	BLACK	BLACK	2 Ply Nylon	T/LESS	5.5 - 7.0"	7.70	195.58	27.61	701.29	5.27	133.86
695/14	PC	WW	7/8" W/W	4 Ply Polyester	T/LESS	5.0"	7.00	177.80	25.86	656.84	4.30	109.22
695/14	PC	RS	3/8" Dual Red Stripe	4 Ply Polyester	T/LESS	5.0"	7.00	177.80	25.86	656.84	4.30	109.22
775/15	PC-HP	BLACK	BLUE DOT	2 Ply Nylon	T/LESS	5.5 - 7.0"	7.70	195.58	27.61	701.29	5.27	133.86




Developed in 1965 for the Shelby Mustang the Goodyear 775/15 HP Blue Dot tyre was the tyre that started the performance tyre industry, and it delivered.



Goodyear was asked by Detroit in the mid 1960's for a lower profile, wider tread, higher performing tyre, this was the answer. Available in Black sidewall, Red and White striped sidewalls and also the unique Gold Stripe Power Cushion.

# Eagle GT II

	Load Index	Max Load Lbs	Max Load Kg	Rim Range	Measure	Section	Section Width	OD	OD	Tread Width	Tread Width
					Rim	Width					
225/70 SR15	100 S	1753	797	6-8"	6.5"	9	228.6	27.4	696	7	177.8
235/70 SR15	102 S	1896	862	6-8.5"	7"	9.5	241.3	28	711.2	7	177.8
235/60 SR15	98 S	1646	748	6-9"	7"	9.5	241.3	26.1	662.9	7.2	182.9
255/60 SR15	102 S	1885	857	6.5-10"	7.5"	10.2	259.1	27.1	688.3	7.7	195.6
255/70 SR15	108 S	2183	992	6.5-9"	7.5"	10.2	259.1	29.1	739.1	7.6	193
275/60 SR15	107 S	2149	977	7-11"	8"	11	279.4	28	711.2	8.3	210.8
295/50 SR15	105 S	2061	937	7.5-11"	9.5"	12.1	307.3	26.6	675.6	11	279.4
285/60 SR16	111 S	2403	1092	8-9.5"	8.5"	11.5	292.1	29.4	746.8	8.9	226.1
295/65 SR16	116 S	2756	1253	8-11"	10"	11.8	299.7	31.1	789.9	9.2	233.7
255/60 SR17	105 S	2039	927	7-9"	7.5"	10.2	259.1	29	736.6	8	203.2
275/60 TR17	110 T	2337	1062	7.5-9"	8"	10.9	276.9	30	762	8.7	221
285/60 HR18	114 H	2601	1182	8-10"	8.5"	11.5	292.1	31.5	800.1	11	279.4
275/45 VR20	160 V	2094	952	8.5-10"	9"	10.7	271.8	29.8	756.9	8.3	210.8
285/50 HR20	111 H	2403	1092	8-10"	9"	11.7	297.2	31.2	792.5	10	254
305/50 HR20	120 H	3086	1403	8.5-11"	9.5"	12.4	315	32	812.8	10.5	266.7



NOTE: ALL ACTUAL MOUNTED DIMENSIONS MAY VARY WITH RIM SECTION